

Iraq Stock Exchange

Bulletin No (48)



ISX Trading Indices of Thursday 12/3/2026

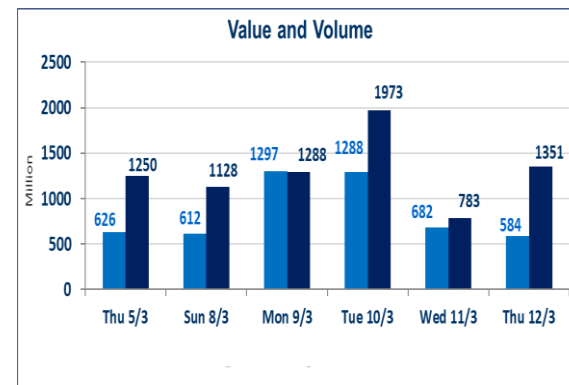
Traded Volume and OTC	584,172,221
-----------------------	-------------

Traded Value and OTC	1,351,865,743
----------------------	---------------

Traders	1050
---------	------

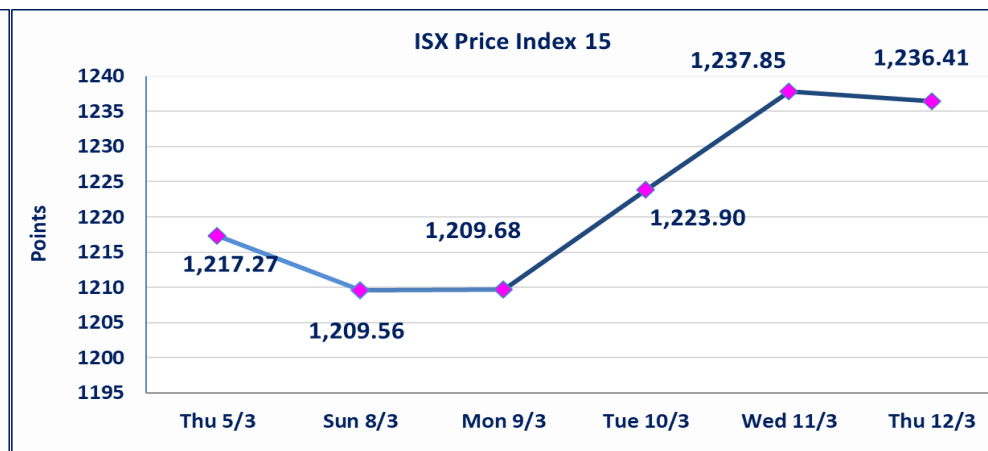
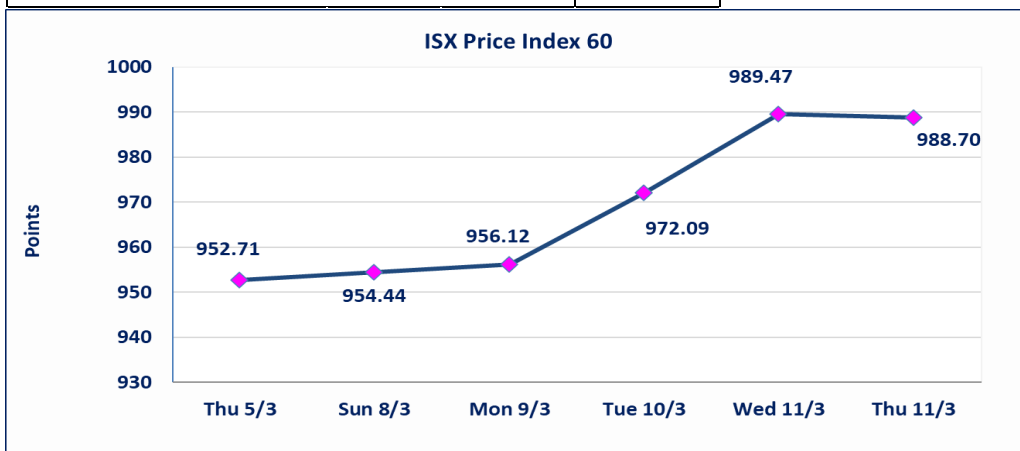
ISX Index 60	988.70
Previous ISX Index60	989.47
Change %	-0.08
Change	-0.77

ISX Index 15	1236.41
Previous ISX Index15	1237.85
Change %	-0.12
Change	-1.44



Listed Companies	104	OTC	14
Traded Listed Companies	51	OTC	1
GAM Companies	3		
Suspended Companies	10		

Non Traded listed	40	OTC	13
Higher Companies	10		
Lower Companies	17		



ISX top gaining and losing companies

Thursday 12/3/2026

Gainers

Company Name	Closing Price	Change (%)	Traded Volume
General Transportation	1.890	5.00	373,532
Babil Animal & Vegetable Product	6.980	4.96	2,309,515
Modern Construction Materials	1.300	4.84	920,000
Al-Hamraa for Insurance	4.400	4.76	123,864
Metallic Industries and Bicycles	1.900	3.26	757,894

Losers

Company Name	Closing Price	Change (%)	Traded Volume
Al-Ahlyia agricultural production	2.330	-4.90	212,442
Agricultural Products Meat	4.600	-4.56	12,109
Mansour Hotel	47.770	-4.46	8,601,410
National Chemical & Plastic	1.900	-3.55	56,064
Gulf Commercial Bank	0.330	-2.94	135,424,396

The most active companies in term of traded volume and value

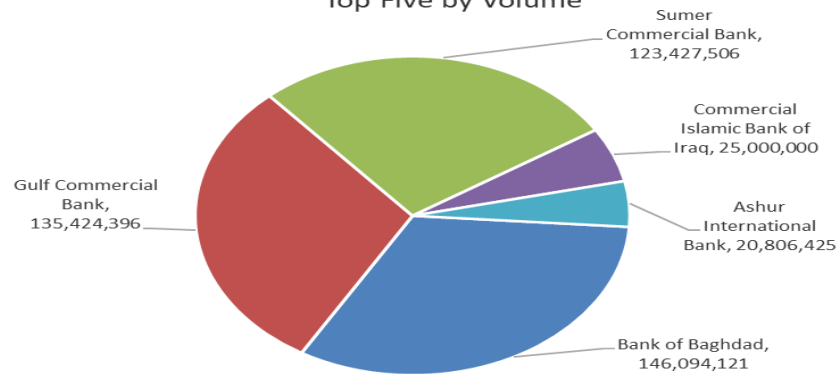
Traded Volume

Company Name	Closing Price	Change (%)	Traded Volume
Bank of Baghdad	3.340	1.21	146,094,121
Gulf Commercial Bank	0.330	-2.94	135,424,396
Sumer Commercial Bank	0.150	0.00	123,427,506
Commercial Islamic Bank of Iraq	0.660	0.00	25,000,000
Ashur International Bank	0.240	0.00	20,806,425

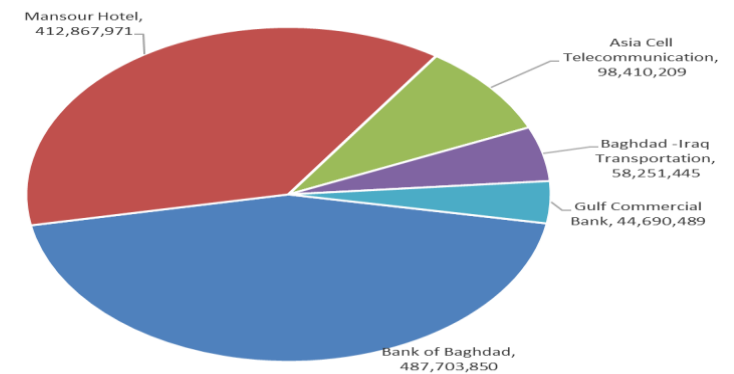
Traded Value

Company Name	Closing Price	Change (%)	Traded Value
Bank of Baghdad	3.340	1.21	487,703,850
Mansour Hotel	47.770	-4.46	412,867,971
Asia Cell Telecommunication	14.880	-0.13	98,410,209
Baghdad -Iraq Transportation	23.500	0.69	58,251,445
Gulf Commercial Bank	0.330	-2.94	44,690,489

Top Five by Volume



Top Five by Value



Regular Market Bulletin No (48)



Company Name	Code	opening Price	highest price	lowest price	Average price	Prev Average price	Closing Price	prev closing price	change (%)	No.of Trades	Traded Volume	Traded Value
Banks Sector												
Ashur International Bank	BASH	0.240	0.240	0.240	0.240	0.230	0.240	0.240	0.00	24	20,806,425	4,993,542
Bank of Baghdad	BBOB	3.350	3.360	3.300	3.340	3.270	3.340	3.300	1.21	276	146,094,121	487,703,850
Commercial Islamic Bank of Iraq	BCOI	0.660	0.660	0.660	0.660	0.660	0.660	0.660	0.00	19	25,000,000	16,500,000
Economy Bank	BEFI	0.220	0.220	0.220	0.220	0.220	0.220	0.220	0.00	10	8,950,000	1,969,000
Elaf Islamic Bank	BELF	0.260	0.260	0.260	0.260	0.260	0.260	0.260	0.00	2	100,000	26,000
Gulf Commercial Bank	BGUC	0.340	0.340	0.330	0.330	0.340	0.330	0.340	-2.94	27	135,424,396	44,690,489
Investment Bank of Iraq	BIBI	0.230	0.230	0.230	0.230	0.230	0.230	0.230	0.00	6	5,324,908	1,224,729
Iraqi Islamic Bank	BIIB	1.000	1.020	1.000	1.020	1.010	1.020	1.010	0.99	16	6,835,920	6,945,926
Middle East Bank	BIME	0.060	0.060	0.060	0.060	0.060	0.060	0.060	0.00	2	4,037,479	242,249
Mosul Bank For Investment	BMFI	0.150	0.150	0.140	0.140	0.140	0.150	0.150	0.00	10	10,150,038	1,422,441
National Bank of Iraq	BNOI	4.770	4.790	4.740	4.770	4.740	4.740	4.770	-0.63	39	7,726,854	36,850,230
Al-Taif Islamic Bank	BTIB	0.670	0.670	0.670	0.670	0.670	0.670	0.670	0.00	1	353	237
United Bank	BUND	0.050	0.050	0.050	0.050	0.050	0.050	0.050	0.00	14	357,852	17,893
Total of Banks Sector										446	370,808,346	602,586,584
Telecommunication Sector												
Asia Cell Telecommunication	TASC	14.900	14.900	14.800	14.840	14.820	14.880	14.900	-0.13	69	6,630,403	98,410,209
Al-Khatam Telecom	TZNI	3.630	3.630	3.490	3.540	3.610	3.550	3.630	-2.20	13	1,191,887	4,223,424
Total of Telecommunication Sector										82	7,822,290	102,633,633
Service Sector												
Baghdad -Iraq Transportation	SBPT	24.160	24.160	23.500	23.720	23.320	23.500	23.340	0.69	82	2,455,638	58,251,445
Kharkh Tour Amuzement City	SKTA	4.090	4.150	4.090	4.150	4.000	4.150	4.190	-0.95	2	101,215	419,969
Mamoura Realestate	SMRI	3.330	3.340	3.300	3.320	3.280	3.300	3.330	-0.90	26	1,794,349	5,965,326
Total of Service Sector										110	4,351,202	64,636,740
Industrial Sector												
Baghdad Soft Drinks	IBSD	5.800	5.820	5.760	5.780	5.780	5.780	5.800	-0.34	54	5,873,346	33,939,006
Iraqi Date Processing and Marke	IIDP	2.600	2.600	2.600	2.600	2.670	2.600	2.670	-2.62	2	455,819	1,185,129
Iraqi For Tufted Carpets	IITC	17.500	17.500	17.500	17.500	17.500	17.500	17.500	0.00	1	102	1,785
Al -Khazer Construction Material	IKHC	1.280	1.280	1.250	1.270	1.280	1.280	1.280	0.00	5	319,845	407,306
Al-Kindi of Veterinary Vaccines	IKLV	2.500	2.500	2.500	2.500	2.500	2.500	2.500	0.00	14	1,003,145	2,507,863
Al-Mansour Pharmaceuticals Inc	IMAP	2.110	2.120	2.110	2.110	2.100	2.110	2.110	0.00	18	12,758,967	26,943,420
Metallic Industries and Bicycles	IMIB	1.880	1.900	1.850	1.870	1.840	1.900	1.840	3.26	3	757,894	1,414,604
Modern Sewing	IMOS	5.350	5.350	5.350	5.350	5.330	5.350	5.350	0.00	5	614,848	3,289,437
Total of Industrial Sector										102	21,783,966	69,688,550
Hotels Sector												
Baghdad Hotel	HBAG	11.580	11.580	11.580	11.580	11.580	11.580	11.580	0.00	1	214	2,478
Ishtar Hotels	HISH	9.100	9.250	9.050	9.090	9.040	9.100	9.050	0.55	13	172,461	1,567,468
Mansour Hotel	HMAN	49.000	49.000	47.770	48.000	50.000	47.770	50.000	-4.46	8	8,601,410	412,867,971
Total of Hotels Sector										22	8,774,085	414,437,917
Agricultural Sector												
Al-Ahlyia agricultural production	AAHP	2.450	2.450	2.330	2.340	2.510	2.330	2.450	-4.90	6	212,442	496,267
Babil Animal & Vegetable Produ	ABAP	6.980	6.980	6.800	6.960	6.650	6.980	6.650	4.96	31	2,309,515	16,066,115
Agricultural Products Meat	AIPM	4.600	4.600	4.600	4.600	4.740	4.600	4.820	-4.56	1	12,109	55,701
Modern for Animal Production	AMAP	0.360	0.360	0.360	0.360	0.360	0.360	0.360	0.00	4	200,808	72,291
Total of Agricultural Sector										42	2,734,874	16,690,373
Total Of Regular										804	416,274,763	1,270,673,797

Second Platform Market Bulletin No (48)



Company Name	Code	opening Price	highest price	lowest price	Average price	Prev Average price	Closing Price	prev closing price	change (%)	No.of Trades	Traded Volume	Traded Value
Banks Sector												
Al-Ataa Islamic Bank	BLAD	0.100	0.100	0.100	0.100	0.100	0.100	0.100	0.00	1	100,000	10,000
Credit Bank Of Iraq	BROI	0.620	0.620	0.620	0.620	0.610	0.620	0.610	1.64	6	4,000,000	2,480,000
Trans Iraq Bank Investment	BTRI	0.310	0.310	0.310	0.310	0.310	0.310	0.310	0.00	1	112,229	34,791
Total of Banks Sector										8	4,212,229	2,524,791
Insurance Sector												
Al-Hamraa for Insurance	NHAM	4.410	4.410	4.400	4.400	4.200	4.400	4.200	4.76	3	123,864	545,502
Total of Insurance Sector										3	123,864	545,502
Industrial Sector												
Al-Ameen Estate Investment	SAEI	1.940	1.950	1.900	1.910	1.920	1.900	1.930	-1.55	82	3,539,632	6,757,512
Total of Industrial Sector										82	3,539,632	6,757,512
Industrial Sector												
Fallujah for construction Materi	IFCM	2.830	2.830	2.830	2.830	2.880	2.830	2.870	-1.39	2	1,000,000	2,830,000
Total of Industrial Sector										2	1,000,000	2,830,000
Hotels Sector												
Ashour Hotel	HASH	28.000	28.000	28.000	28.000	28.000	28.000	28.000	0.00	4	84,439	2,364,292
Total of Hotels Sector										4	84,439	2,364,292
Total of Non Regular										99	8,960,164	15,022,096

Undisclosed Platform Companies Bulletin No (48)



Company Name	Code	opening Price	highest price	lowest price	Average price	Prev Average price	Closing Price	prev closing price	change (%)	No.of Trades	Traded Volume	Traded Value
Banks Sector												
Sumer Commercial Bank	BSUC	0.150	0.150	0.150	0.150	0.150	0.150	0.150	0.00	35	123,427,506	18,514,126
Total of Banks Sector										35	123,427,506	18,514,126
Industrial Sector												
AL-Badia for General Trans	SBAG	0.830	0.830	0.830	0.830	0.830	0.830	0.830	0.00	1	36,854	30,589
General Transportation	SIGT	1.800	1.890	1.800	1.850	1.770	1.890	1.800	5.00	6	373,532	689,673
Total of Industrial Sector										7	410,386	720,262
Industrial Sector												
Electronic Industry	IELI	1.800	1.800	1.790	1.800	1.800	1.790	1.800	-0.56	3	72,380	130,273
Al-Hilal Industries	IHLI	1.500	1.500	1.500	1.500	1.500	1.500	1.500	0.00	2	62,671	94,007
Iraqi Carton Manufactories	IICM	3.050	3.050	3.040	3.050	3.090	3.050	3.050	0.00	8	707,084	2,155,606
Modern Construction Materials	IMCM	1.300	1.300	1.300	1.300	1.240	1.300	1.240	4.84	4	920,000	1,196,000
National Chemical &Plastic	INCP	1.970	1.970	1.900	1.900	1.970	1.900	1.970	-3.55	2	56,064	106,592
The Light Industries	ITLI	1.310	1.310	1.280	1.280	1.320	1.280	1.310	-2.29	19	5,121,094	6,579,500
Total of Industrial Sector										38	6,939,293	10,261,978
Hotels Sector												
Palestine Hotel	HPAL	19.000	19.000	19.000	19.000	19.030	19.000	19.000	0.00	16	600,634	11,412,046
Total of Hotels Sector										16	600,634	11,412,046
Agricultural Sector												
Iraqi for Seed Production	AISP	5.000	5.000	4.900	4.950	4.960	4.940	4.990	-1.00	36	4,309,100	21,310,293
Total of Agricultural Sector										36	4309100	21,310,293
Total of Undisclosed										132	135,686,919	62,218,705
Grand Total										1,035	560,921,846	1,347,914,599

Iraq Stock Exchange not trading companies of Thursday 12/3/2026

Company Names	Code	Previous Average Price	Closing Price
Banks Sector			
Kurdistan International Bank	BKUI	1.110	1.110
Union Bank of Iraq	BUOI	0.170	0.170
National Islamic Bank	BNAI	0.750	0.750
Asia Al Iraq Islamic Bank	BAIB	0.780	0.780
Cihan Bank for Islamic Investment&Finan	BCIH	2.200	2.200
Insurance Sector			
Dar Al-Salam for Insurance	NDSA	0.710	0.720
Gulf Insurance	NGIR	0.430	0.430
Service Sector			
Al-Mosul for funfairs	SMOF	6.800	6.800
AL-Nukhba for Construction	SNUC	0.770	0.770
Rehab Karbalaa	HKAR	0.660	0.660
Industrial Sector			
Iraqi Engineering Works	IIEW	5.500	5.500
Ready Made Clothes	IRMC	2.200	2.200
Hotels Sector			
Tourist Village of Mosul dam	HTVM	13.000	13.000
Babylon Hotel	HBAY	102.000	102.000
National for Tourist Investment	HNTI	9.200	9.200
Al-Sadeer Hotel	HSAD	23.000	23.000
Agricultural Sector			
Middle East for Production- Fish	AMEF	5.990	5.990
Iraqi Agricultural Products	AIRP	10.000	10.000
Company Names	Code	Previous Average Price	Closing Price
Banks Sector			
Region Trade Bank	BRTB	1.000	1.010
Arab Islamic Bank	BAAI	1.000	1.000
Al-Rajih Islamic Bank	BRAJ	1.000	1.000
Erbil Investment & FinanceBank	BERI	0.110	0.110
AL-Anssari Islamic Bank	BANS	0.050	0.050
Al-Mashreq Al-Arabi Islamic Bank	BAMS	0.850	0.850
Al-Mustashar Islamic Bank for Investmen	BMUI	1.000	1.000
Al-Qabidh Islamic Bank	BQAB	0.090	0.090
Trust International Islamic Bank	BTRU	0.750	0.750
World Islamic Bank for Investment	BWOR	1.000	1.000
Al janoob Islamic Bank	BJAB	0.940	0.940
Ameen Al-Iraq Islamic Bank	BAME	1.000	1.000
Iraq Noor Islamic Bank for Investment	BINI	0.250	0.250
International Islamic Bank	BINT	0.200	0.200
Insurance Sector			
Alahliya For Insurance	NAHF	0.850	0.850
Investment Sector			
Al-Ameen for Financial Investment	VAMF	1.200	1.200
Industrial Sector			
Baghdad for Packing Materials	IBPM	2.850	2.850
National Furniture Industries	IHFI	0.990	0.990
Modern chemical industries	IMCI	100.000	100.000
Service Sector			
Ibdaa Al-sharq Alwast General Contractin	SIBD	1.000	1.000
Agricultural Sector			
AL-Rebass for Poultry&feed	AREB	-	-
Company Names	Code	Previous Average Price	Closing Price
Banks Sector			
Al-Qurtas Islamic Bank	BQUR	1.000	1.000

Iraq Stock Exchange
Non Iraqis' Bulletin Thursday March 12 2026
Regular Market



Non Iraqi Trading of Regular Market (Buy)

Company Names	Code	No.of trades	Traded Shares	Trading Volume
Banks Sector				
Gulf Commercial Bank	BGUC	2	50,000,000	16,500,000
Total Bank sector		2	50,000,000	16,500,000
Agricultural Sector				
Iraqi Agricultural Products Marke	AIPM	1	12,109	55,701
Total Agricultural Sector		1	12,109	55,701
Grand Total		3	50,012,109	16,555,701

Non Iraqi Trading of Regular Market (Sell)

Company Names	Code	No.of trades	Traded Shares	Trading Volume
Banks Sector				
Bank Of Baghdad	BBOB	5	1,155,000	3,870,800
Total Bank sector		5	1,155,000	3,870,800
Telecommunication Sector				
Asia cell	TASC	13	1,862,491	27,659,786
Total Telecommunication sector		13	1,862,491	27,659,786
Grand Total		18	3,017,491	31,530,586

Non Iraqi Trading of Second Market (Sell)

Company Names	Code	No.of trades	Traded Shares	Trading Volume
Insurance Sector				
Al-Hamraa for Insurance	NHAM	2	116,864	514,632
Total Insurance sector		2	116,864	514,632
Grand Total		2	116,864	514,632

Non Iraqi Trading of Undisclosed Platform (Sell)

Company Names	Code	No.of trades	Traded Shares	Trading Volume
Industry Sector				
Modern Construction Materials	IMCM	1	50,000	65,000
Total Industry sector		1	50,000	65,000
Grand Total		1	50,000	65,000

OTC Platform Trading Bulletin No (48)

Company Name	Code	highest price	lowest price	Average price	No.of Trades	Traded Volume	Traded Value
Banks Sector							
Al-Warka Bank	BWAI	0.170	0.150	0.170	15	23,250,375	3,951,144
Total Of Money Service Sector					15	23,250,375	3,951,144
Total					15	23,250,375	3,951,144

Not Trading OTC Companies

Company Name	Code	Previous Average price
Banks Sector		
Hammurabi Commercial Bank	BHAM	—
Al-Sanam Islamic Bank	BSAN	3.000
Industrial Sector		
Kirkuk producing constructional materials	IKFP	2.380
Money Service Sector		
Iraqi Deposit Insurance Corporation	FIDI	1.000
Karmal Brokerage	FKSX	10.000
Rabee Securities	FRSE	9.500
Ishtar Gate for e-Paymant	FISH	1.000
Sama Baghdad Exchange	FSBE	—
Insurance Sector		
Al Badia Insurance	NBAD	—
Kurdistan Insurance	NKUI	0.500
Shatt Al Arab Insurance	NSHA	1.000
Elaf Insurance	NELF	—
Dilina Insurance Company	NDIL	—

Iraq Stock Exchange

Thursday 12/3/2026



سوق العراق للاوراق المالية
IRAQ STOCK EXCHANGE

Not Trading Bonds Bulletin

Bond type	Publish type	Code	last trading price	immortilize date
Banaa Bonds /Million ID	Second	CB20	964,981	19/12/2025
Eamar Bonds /Million ID	First	CB30	1,001,095	—
Eamar Bonds /Million ID	Second	CB40	—	—
Eamar Bonds /500 Thousand ID	Third	CB45	—	—
Eamar Bonds /Million ID	Third	CB50	—	—
Injaz Bonds /500 Thousand ID	First	CB55	—	—
Injaz Bonds /Million ID	First	CB60	—	—
Injaz Bonds /500 Thousand ID	Second	CB65	503,793	—
Injaz Bonds /Million ID	Second	CB70	1,026,082	—
Injaz Bonds /500 Thousand ID	Third	CB75	—	—
Injaz Bonds /Million ID	Third	CB80	978,182	—
National Bonds/Million ID	First	CB90	—	—
National Bonds/500 Thousand ID	Second	CB95	—	—
National Bonds/Million ID	Second	CB100	—	—